



School Garden Trees

Match the name
to the tree

Worksheets x2
& teacher solutions.

Can you match the leaf to the tree?



Ash

Alder

Horse Chestnut

Hazel

Oak

Hawthorn

Birch

Beech

Rowan

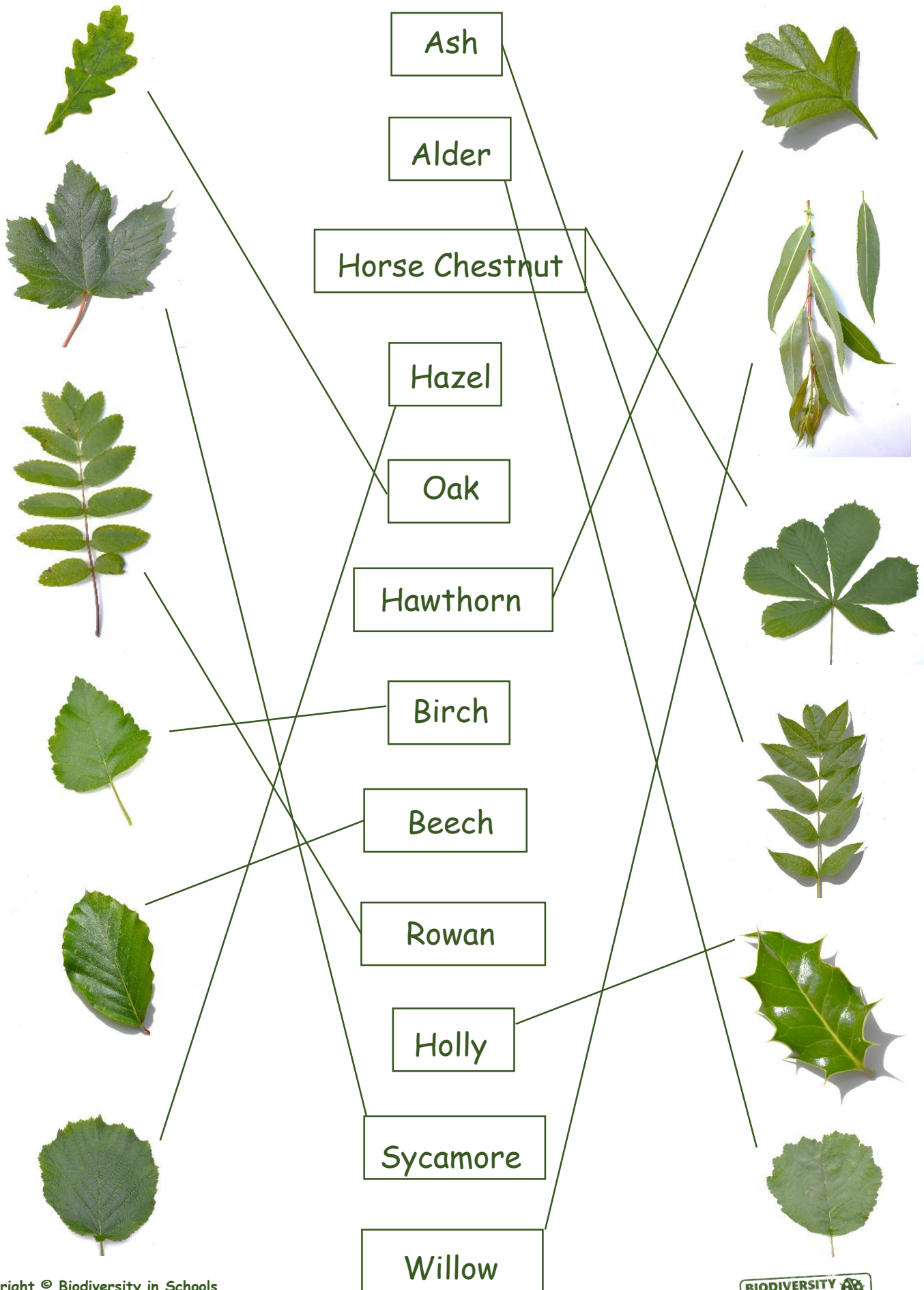
Holly

Sycamore

Willow



Solutions



Can you match the leaf to the tree?



Fuinseog



Fearnóg

Crann Cnó Capaill



Coll



Dair

Sceach gheal



Beith

Feá



Caorthann

Cuileann









Seiceamóir

Saileach



Can you match the leaf to the tree?



Fuinseog

Fearnóg

Crann Cnó Capaill

Coll

Dair

Sceach gheal

Beith

Feá

Caorthann

Cuileann

Seiceamóir

Saileach

